



Caution:
SCR01 bullet trap has to be overhauled in case of accidental discharge of the gun.

Bullet trap model SCR01 was specially designed for safely charging and discharging guns. Thus, an unexpected discharge of the gun is absorbed by the structure of materials inside of the device, which stops the bullet. Therefore, SCR01 has to be overhauled for safety reasons.

Instruction manual for overhauling

SCR01 has to be overhauled in case of accidental discharge. The following actions has to be done:

- replacement of EVA 200 foam plate
- replacement of the shock-absorbing insert
- replacement of the rubber bush
- verification of any further damages to the materials inside
- replace the warranty seal in case of damage

Description of steps to be taken in order to overhaul the bullet trap SCR01



In case of accidental discharge of the gun, the bullet trap SCR01 has to be overhauled, as the device is no longer safe for using.


In order to overhaul the SCR01 device, please proceed as follows:



Turn the SCR01 around;
Unscrew nuts, which connect the internal box with the frame.




Take the internal box out of the frame.




Unscrew nuts which connect the cover to the box.



Lift the cover and take it away.




Remove EVA 200 foam plate.
Remove the shock-absorbing insert.
Remove the last of sand.




Mount EVA200 foam plate at the shooting hole side.




Place the shock-absorbing insert without taking it out of the cardboard and nylon sack (insert has to be put behind the EVA200 foam plate)




Put the cover back and tighten the nuts.



If needed replace the rubber bush in the frame.



Put the internal box back into the frame.



Tighten the nuts.



SCR01 bullet trap is ready.

INTER SICHERHEITS SERVICE Sp. z o.o.

T +48 95 723 97 77 - 80
F +48 95 723 97 82
E biuro@iss.net.pl

66-400 Gorzów Wlkp.
ul. Kobylogórska 2
www.iss.net.pl